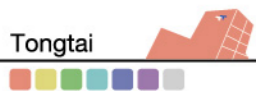


THE ACME OF HIGH SPEED MACHINING

Wide machine bed structure with highly rigid column design provides stability during machining. With various spindle choices, TMV-850/1050 series will satisfy the needs of high speed, high precision machining. Furthermore, Spindle thermal distortion compensation is available. It not only monitors the temperature change in machine structure and feeding axis, but also engages the compensation in spindle for enhancing the machining stability.

- ▶ TMV-850/1050 series machines are designed for high speed machining. High speed BT-40 spindle with high torque motor, plus spindle cooler system (optional) integrated with coolant through spindle (optional) allows long-term accurate machining.
- ▶ TMV-850Q/QII and TMV-1050Q/QII are the upgraded versions that allow the rapid traverse up to 48 m/min. The rapid automatic tool changer shortens the T to T time to 2 seconds. These will provide the best investment return to the customers.
- ▶ Excellent C type mechanical structure design provides high machine rigidity. It also assures excellent positioning accuracy during high speed and precision machining.
- ▶ The integrated ergonomic working table design and friendly operating panel improves operator efficiency.



Machine structure


Stroke (X/Y/Z axis) :

TMV-850A/Q [TMV-1050A/Q]	850[1,050]/500/530 mm
TMV-850AII/QII [TMV-1050AII/QII]	850[1,050]/600/530 mm


Rapid traverse (X/Y/Z axis) :

TMV-850A/850AII/1050A/1050AII	36/36/30 m/min
TMV-850Q/850QII/1050Q/1050QII	48/48/48 m/min


Chip-proof telescopic cover




Ball screw & rigid linear guide way




Servo motor



Finite Element Analysis – FEA




FEA is employed in the machine design to ensure structural integrity. The result is high rigidity, high accuracy, and excellent machine productivity




Preloaded Ball Screws

All ball screws of X/Y/Z axis are preloaded to reduce thermal distortion and ensure the machine's continuous performance and accuracy. Axis thrust bearings are automatic lubricated for long life.



Chips removal design



Dual chip augers are standard and the flushing system is optional for increasing the ability of chip disposal and decreasing the cleaning time.

Ergonomic design

The ergonomic design facilitates the operator in monitoring the production process during program editing. It reduces mistakes and improves the working efficiency.



Spindle

Belt type spindle

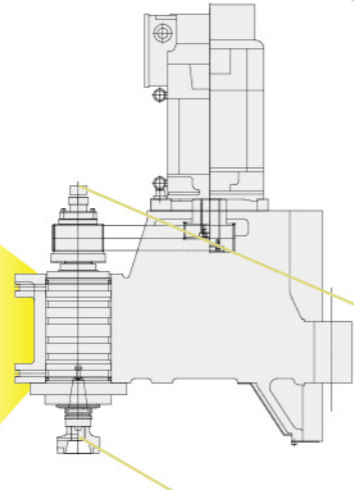
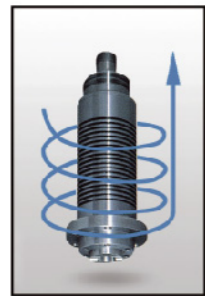
Standard Belt-type :

8,000 rpm

Optional Belt-type :

10,000 rpm

- Spindle is connected with motor by belt
- Coolant through spindle is available
- Spindle cooler is available



Spindle cooler (optional) is used to control the spindle temperature to match the machine temperature. This prevents the spindle from overheat, thus minimizing thermal distortion.

Spindle with air purge and labyrinth design avoids coolant and metal chips into the spindle.

The coolant through spindle is available. It improves machining speed and extends the tool life. Moreover, it allows efficient metal chip removal during deep hole machining and improves the workpieces' precision.

Direct-drive type (All and QII series machine models)

Optional Direct-drive type :

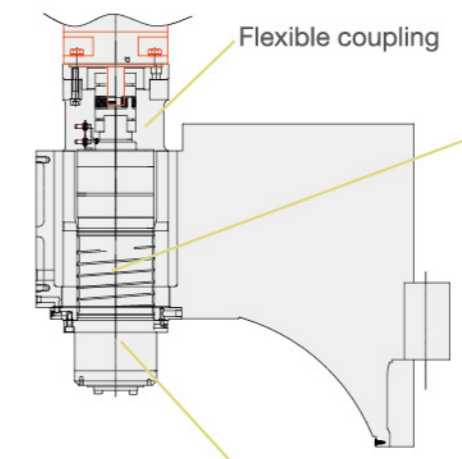
10,000 rpm

12,000 rpm

- Spindle is connected with motor by coupling
- Spindle cooler is available
- Coolant through spindle is available (αT8 motor only)



Direct-drive motor



Flexible coupling

Spindle with air purge and labyrinth design avoids coolant and metal chips into the spindle.

Spindle cooler - optional



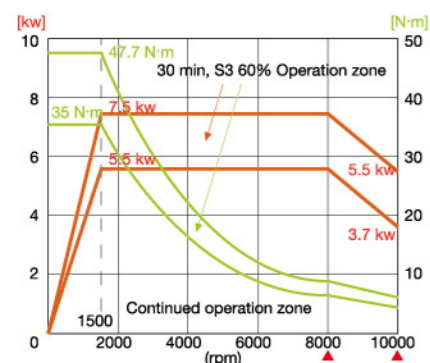
Coolant through spindle (C.T.S) - optional (αT8 motor only)



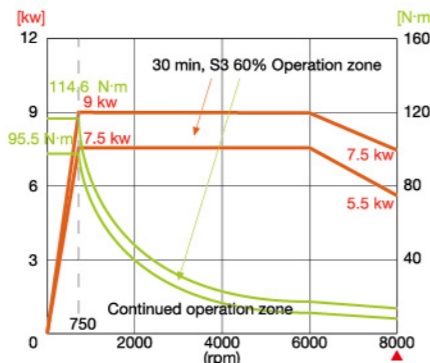
Spindle output and torque chart

Belt type spindle

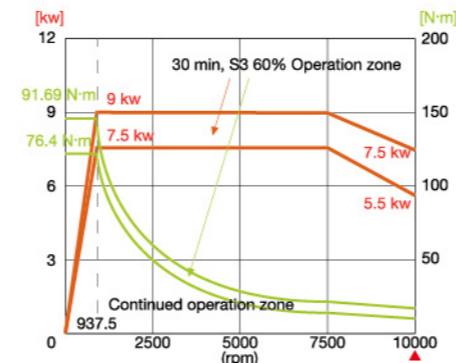
Std. α6 (7.5/5.5 kw) 8,000 rpm (Opt. 10,000 rpm)



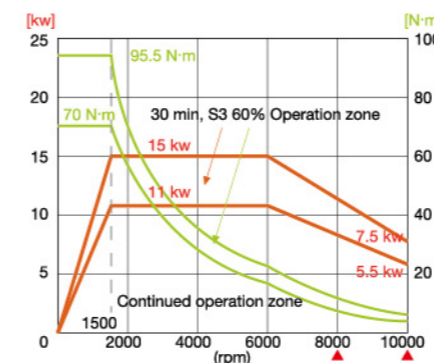
Opt. αP15 (9/7.5 kw) 8,000 rpm



Opt. αP15 (9/7.5 kw) 10,000 rpm

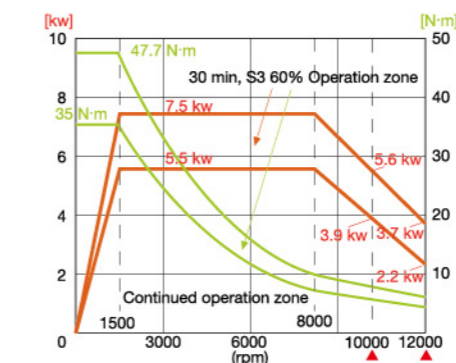


Opt. α12 (15/11 kw) 8,000/10,000 rpm

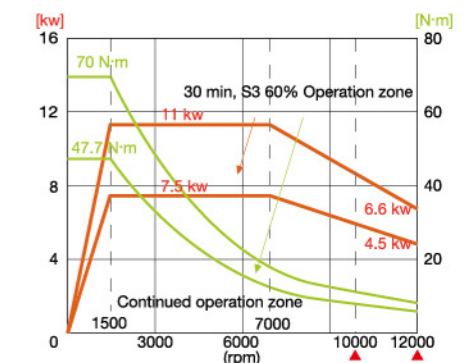


All series (Direct-drive type)

Opt. α6 (7.5/5.5 kw) 10,000/12,000 rpm



Opt. αT8 (11/7 kw) 10,000/12,000 rpm





Automatic Tool Changer


Tool capacity **24** tools

TMV-850A/All TMV-1050A/All

Tool changing time T to T : **3.0** sec
C to C : **4.7** sec

TMV-850Q/QII TMV-1050Q/QII

Tool changing time T to T : **2.0** sec
C to C : **3.0** sec



In TMV-850/1050 series, the standard capacity of the tool magazine is 24 pieces. It uses an arm type rapid tool changer to shorten idle time and achieves the goal of high efficiency machining.


The TMV-850Q/QII and TMV-1050Q/QII have an upgraded tool changer. With the fast tool changing time, the machining efficiency is improved and obtains the highest cost-performance ratio.



Table

Table size (L×W)		Unit : mm			
	850A/Q	850AII/QII	1050A/Q	1050AII/QII	
L	950	950	1,100	1,100	
W	500	600	500	600	

Working area (L×W×H)		Unit : mm			
	850A/Q	850AII/QII	1050A/Q	1050AII/QII	
L	850	850	1,050	1,050	
W	500	600	500	600	
H	530	530	530	530	



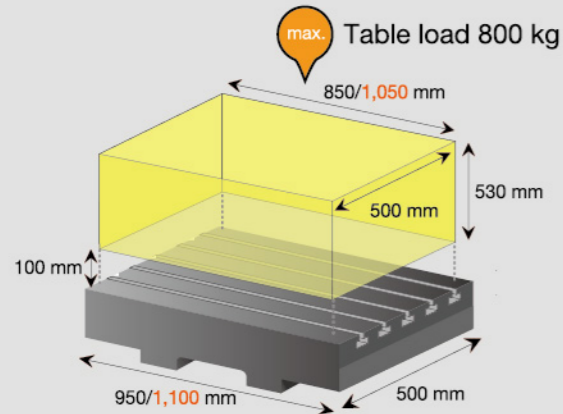
Maximum table load

800 kg

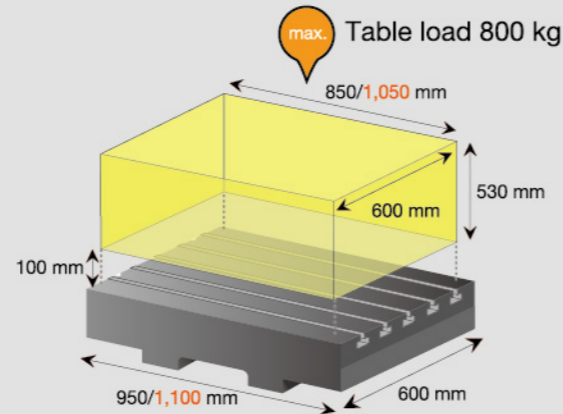
Table height from floor

900 mm

TMV-850A/Q, TMV-1050A/Q working area

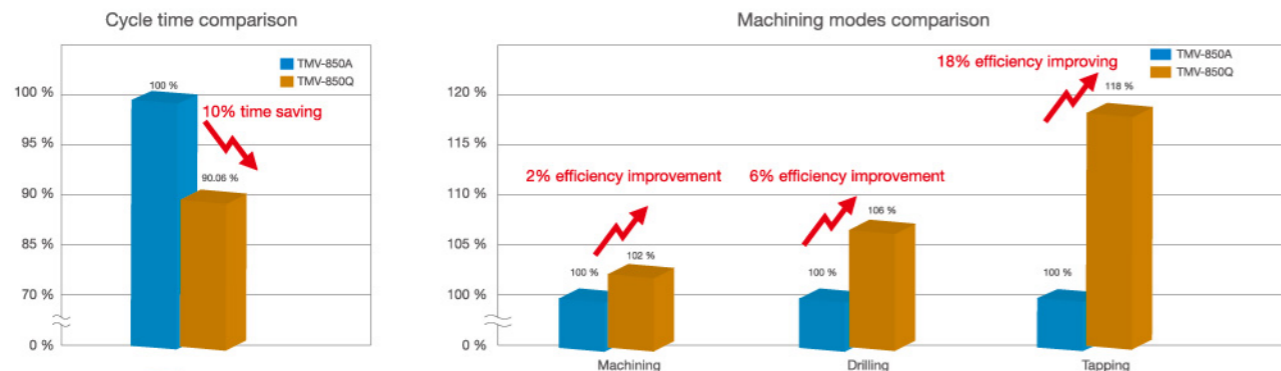


TMV-850AII/QII, TMV-1050AII/QII working area




Machining efficiency improvement test

The below graphs are the comparison between TMV-850A and TMV-850Q. In the practical applications, the TMV-850Q saves 10% more machining time than the TMV-850A. Furthermore, to compare the different machining modes, the TMV-850Q has better performance than TMV-850A, especially in tapping.



Precision testing




For assuring assembly precision, Tongtai not only sets internal controls through standard operating procedures, but also has established self-checking lists for each machine assembly. Engineers can follow the lists to enforce setting and testing for approving the quality of products.

Customization (Optional)



With an excellent R&D team, Tongtai is able to offer customization with optional solutions.

Examples of application



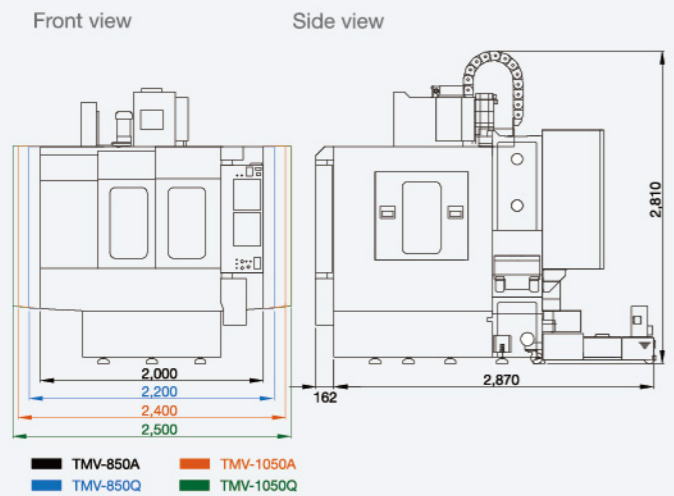
Specification



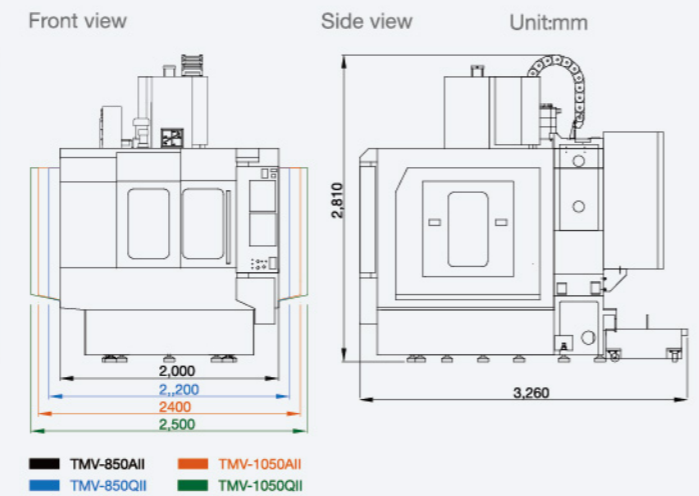
Item	Specification	Unit	TMV-850A [TMV-1050A]	TMV-850AII [TMV-1050AII]	TMV-850Q [TMV-1050Q]	TMV-850QII [TMV-1050QII]
Table	Table size (LxW)	mm	950 [1,100]x500	950 [1,100]x600	950 [1,100]x500	950 [1,100]x600
	Max. table load	kg	800			
	Table height from floor	mm	900			
	T-slot (size x No.)	mm	18x5			
Spindle	Spindle taper		7/24 Taper No.40			
	Spindle speed	rpm	Belt type 8,000 (Opt. 10,000) Direct drive type (Opt.12,000)			
	Stroke					
Stroke	X/Y/Z axis stroke	mm	850 [1,050]/500/530	850 [1050]/600/530	850 [1,050]/500/530	850 [1,050]/600/530
	Spindle nose to table	mm	100-630			
Feed	X/Y/Z axis rapid traverse	m/min	36/36/30			48/48/48
	Cutting feedrate	mm/min	1-10,000			1-12,000
ATC	Tool shank		BT-40			
	Tool capacity	pc	24			
	Max. tool diameter	mm	Ø89			
	Max. tool diameter (w/o adjacent tool)	mm	Ø125			
	Max. tool length	mm	250			
	Max. tool weight	kg	7			
Motors	Spindle motor (50% ED)	kw	7.5/5.5 (Opt. 9.0/7.5, 15/11)			
	X/Y/Z axis servo motor	kw	3.0/3.0/4.0			4.0/4.0/5.5
	Coolant motor	kw	0.37			
Controller			FANUC 0i-M (Opt. 31i)			
Machine size	LxWxH	mm	2,870x2,000x2,810 [2,870x2,400x2,810]	3,000x2,000x2,810 [3,000x2,400x2,810]	2,870x2,200x2,810 [2,780x2,500x2,810]	2,870x2,200x2,810 [2,780x2,500x2,810]
	Weight	kg	6,300 [6,800]	6,500 [7,000]	6,300 [7,100]	6,300 [7,100]

© Specifications may be changed without prior notice

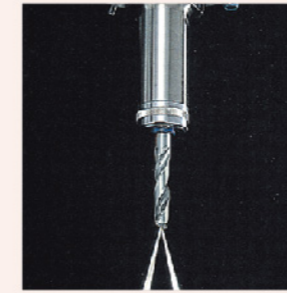
• TMV-850A [TMV-850Q] [TMV-1050A] [TMV-1050Q]



• TMV-850AII [TMV-850QII] [TMV-1050AII] [TMV-1050QII]



Optional accessories



Coolant through spindle



Tool breakage detector




Tri-color warning light




A/C for electrical cabinet



Spindle cooler



Oil skimmer




Oil mist collector



Transformer



4th axis



Chip conveyor



Coolant gun



Sub-operation box

Your best partner for metal-cutting total solutions



Tongtai emphasizes providing an excellent investment strategy to our clients with high cost-performance ratio. We give our customers supreme machine performance with reasonable prices.

Our management team and the members of all five of its departments will ceaselessly search for innovative solutions for your processing needs. All your sales and after sales concerns will be satisfied! That means, when you purchase our machines, the service never stops!

Our company slogan "Trust & Technology" is always backed with passion for our product improvements and responsibility for our service to you.



Tongtai Tongtai Machine & Tool Co., Ltd.

Headquarters

No.3, Luke 3rd Rd., Luzhu Dist., Kaohsiung City 82151, Taiwan
TEL : 886-7-9761588 FAX : 886-7-9761589, 886-7-9761590
Website : www.tongtai.com.tw

Taoyuan Office	TEL : 886-3-4551399	FAX : 886-3-4559730
Taichung Office	TEL : 886-4-23589600	FAX : 886-4-23589993
Japan Branch	TEL : 81-4-71438355	FAX : 81-4-71438360
Europe Branch	TEL : 31-161-454639	FAX : 31-161-454768
Malaysia Branch	TEL : 603-78597113	FAX : 603-78597115
Vietnam Office	TEL : 84-4-62766090	
Thailand Office	TEL : 66-2-7443440	FAX : 66-2-3986518
Indonesia Office	TEL : 62-21-45850875	FAX : 62-21-45850876

China Operation Center

Shuzhou Tong-yu Machine & Tool Co., Ltd.

No.555 Huahong Road, Economic Development Zone, Songling Town,
Wujiang City, Jiangsu Province, China
TEL : 86-512-63430168 FAX : 86-512-63431622
E-mail : sales@tong-yu.com.cn

Wuhan Branch	TEL : 86-27-59409109	FAX : 86-27-59409110
Chongqing Branch	TEL : 86-23-67865925	FAX : 86-23-67867717
Guandong Branch	TEL : 86-755-27222119	FAX : 86-755-27222115
Tianjin Branch	TEL : 86-22-24417640	FAX : 86-22-24416738
Shanghai Office	TEL : 86-21-24208138	FAX : 86-21-34073262
Shenyang Office	TEL : 86-24-24142968	FAX : 86-24-24115782

Tongtai